







SL. NO.	Fittings	Butt Weld Symbol	Socket Weld Symbol	Threaded Joint
1.0	90 Degree Elbow			
2.0	45 Degree Elbow			
3.0	Equal Tee			
3.0	Unequal Tee			
4.0	End Cap			
5.0	Concentric Reducer			
6.0	Ecentric Reducer			

SL. NO.	Valve Type	Butt Weld Symbol	Socket Weld Symbol	Flanged
1.0	Gate Valve			
2.0	Globe Valve			
3.0	Ball Valve			
4.0	Plug Valve			
5.0	Butterfly Valve	----	----	
6.0	Niddle Valve			
7.0	Check Valve or NRV			
8.0	Pressure Reliefe Valve	----	----	
9.0	Control Valve	----	----	
10.0	Diaphragm valve	----		

Flange Type	Weld Neck	Socket Weld	Threaded	Slip on	Lap Joint	Blind
Symbol						

**LEGEND:-**

GLOBE VALVE



BALL VALVE



GATE VALVE (OPEN)



STRAINER



CHECK VALVE



BUTTERFLY VALVE



CONTROL VALVE




SOLENOID VALVE



SAFETY RELIEF VALVE



BELLOWS



NOZZLE



EXPANDER/REDUCER



ACTUATOR VALVE



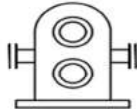
H<sub>2</sub>S METER



PRESSURE GAUGE



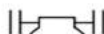
GEAR PUMP



BUCKET TYPE STRAINER



STEAM TRAP OR AIR TRAP



TEMPERATURE SWITCH



FLOW SWITCH



ELECTRICAL TRACING WITH HOT INSULATION



HOT INSULATION

